


PRINT GUIDE

You can print using the following devices



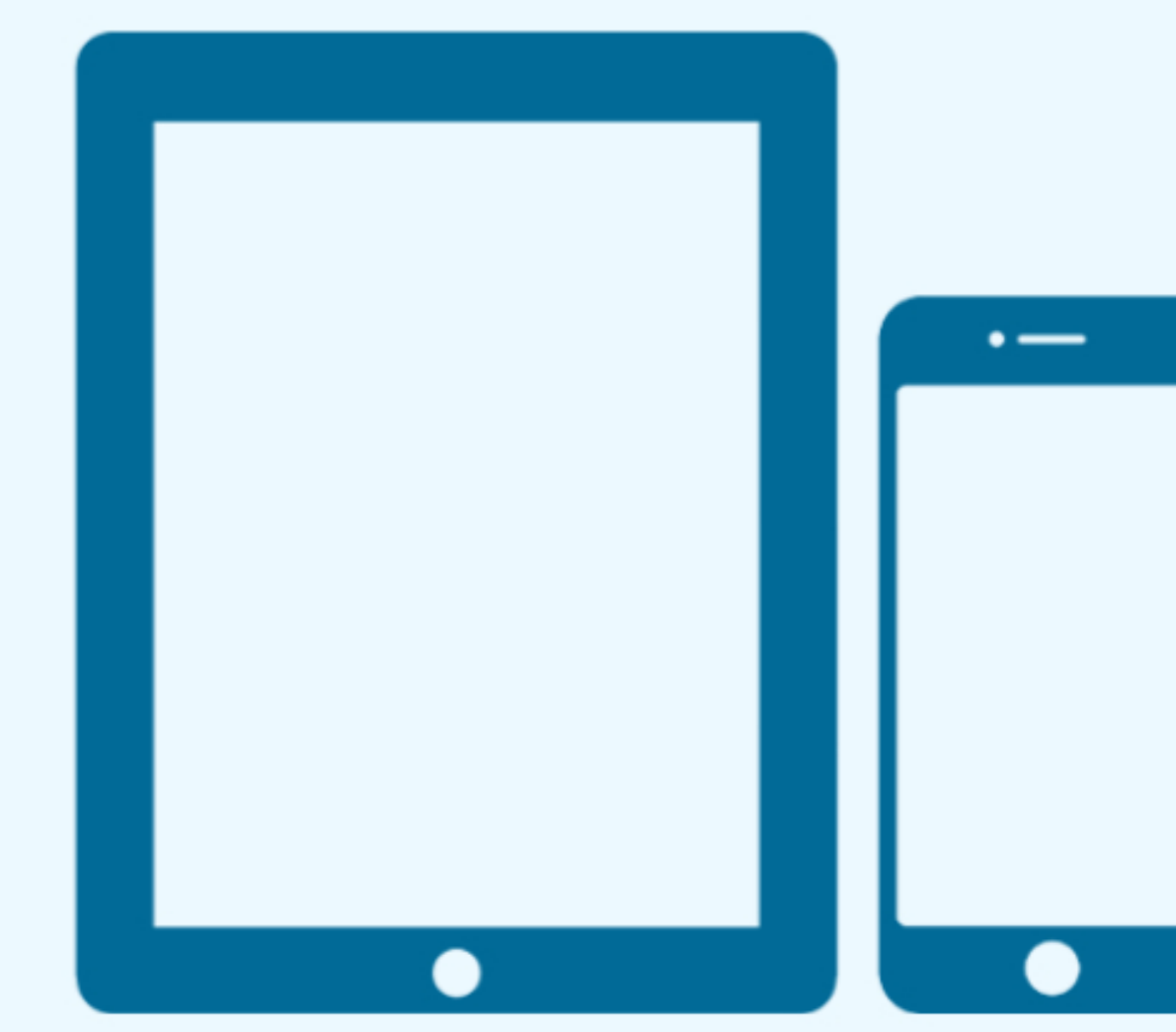
PRINT FROM A PUBLIC PC

1. Open your document and select "Print"
2. Confirm the print dialog to continue
3. Adjust your print settings in the Princh window that appears
4. Pay using one of the available options



PRINT FROM A LAPTOP

1. Open a browser and go to print.princh.com
2. Enter the printer ID and upload your documents
3. Adjust your print settings
4. Pay using one of the available options




PRINT FROM A MOBILE OR TABLET

1. Install the Princh app for iOS/Android or print without the app
2. Open your document and share it with the Princh app *
3. Select the printer by scanning the QR code and adjust your settings
4. Pay using one of the available options

* If you cannot or do not wish to install the mobile app, simply scan the QR code below with your device's camera and follow the instructions on the screen.



North Merrick Public Library Printer

| FORMAT | COLOR | PRICE | PRINTER ID |
|-----------------------------------------------------------------------------------------------|-------------|--------|--------------------------------------------------------------------------------------------------------|
|  LETTER | Black/White | \$0.10 |  105727 |
| | Color | \$0.25 | |
|  LEGAL | Black/White | \$0.10 | |
| | Color | \$0.25 | |

To pay with cash please select "Pay at Desk"